

Gr. 3 & 4 Music June 1-5


Please visit <https://mslhow.weebly.com/grade-34.html>

- 1) This video explains how the Lines and Spaces in music work.
<https://www.youtube.com/watch?v=2IXF-AcYbv0>
- 2) Complete the page below about the notes on the lines

STAFF LESSON: NAME THE NOTES ON THE LINES

Name: _____ Grade: _____

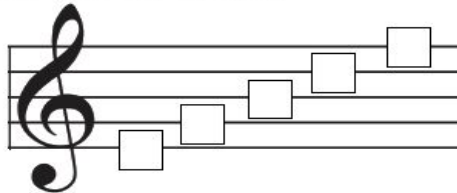
The notes on the lines are E, G, B, D, F.
You can remember the notes on the lines with this saying:
Every Good Boy Deserves Fudge







Can you make up your own saying?

5. F _____
4. D _____
3. B _____
2. G _____
1. E _____

To do: Write the correct note name for each line.



To do: Name the correct note on the line.

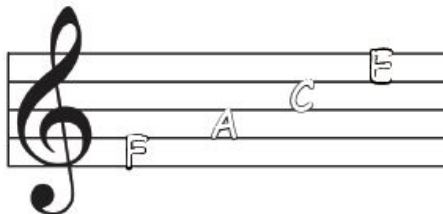


3) Complete the activity below about the notes in the spaces.

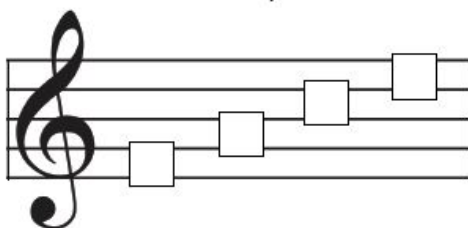
STAFF LESSON: NAME THE NOTES IN THE SPACES

Name: _____ Grade: _____

The notes on the lines are F, A, C, E. Use this poem to help you remember the names of the notes in spaces: The notes in the space, spell your FACE.



To do: Write the correct note name for each space.



To do: Name the correct note on the space.

