

Music lessons

Primary Lesson #6 Long and Short Sounds Student Page

- I can tell when sounds are long or short



Primary Lesson #6 Long and Short Sounds

Parent Page 1

- I can tell which patterns are the same or different

1. Use the melody of “Where is Thumbkin” to sing a song with animal songs.

Where is puppy? Where is puppy? Woof! Woof! Woof! Woof! Woof! Woof!

How are you today sir? Very well I thank you. Woof! Woof! Woof! Woof! Woof! Woof!

Where is kitty? Where is kitty? Meo-o-o-w. Meo-o-o-w.

How are you today sir? Very well I thank you. Meo-o-o-w. Meo-o-o-w.

Think of other animals you could use and sing about them. For example:


Where is cow? Where is cow? Mooooooo Mooooooo

How are you today sir? Very well I thank you. Mooooooo Mooooooo

Ask your child if the puppy’s sound was long or short? (short)

Ask your child if the kitty’s sound was long or short? (long)

Have your child color and cut out the cards on the next page with the “woof” and “meow” sound. Make patterns with the sounds. Examples are given below.



Say and clap your patterns. Or say and play the patterns on instruments such as home-made shakers.

2. If you have lego, find long and short pieces of lego and create patterns with lego.

Make up sounds: Bu Bu bu-bu Bu for long, long, short-short long

If you read music, the short sounds (woof-woof) are eighth notes. The rhythm name is ti-ti.

The longer sound (meow) is a quarter note. The rhythm name is ta.

Have your child color the notes in the student page and say the ta and ti-ti rhythm names.



Woof!




Woof!




Woof!



Woof!



Meo-o-o-o-w



Meo-o-o-o-w