


# Music lessons

## Primary Lesson #5 High and Low Student Page

- I can tell which sounds are high and low



low




low



high



high



low

Draw a picture of something that sounds low or high.  
Write the word low or high under your picture.

# Primary Lesson #5 High and Low

## Parent Page 1

- I can tell which sounds are high and low

1. High and Low are hard concepts for primary children to understand because they are often confused with loud and quiet. You sometimes say “turn the TV down,” when you really mean, turn the volume of the TV lower. High and low in music, refer to the pitch of a sound. When a bird sings, the pitch is high. When a bear growls or a cow moos the pitch is low. If you have a piano or keyboard in your home, or could download a keyboard app to a device, play a pitch on the left side of the keyboard. It will be low. On the right side of the keyboard it will be a high pitch. If you can do this, have your child find 5 low sounds and 5 high sounds on the keyboard.

2. Voices can be high or low. A child has a higher pitched voice than a man. Teach the following poem.

**In a high voice:**

These are Grandma’s Glasses,  
This is Grandma’s hat.  
This is the way she folds her hands  
And lays them in her lap.


*circle fingers around eyes*  
*put fingertips together and place over head*  
*fold hands*  
*put folded hands in lap*

**In a low voice:**

These are Grandpa’s glasses,  
This is Grandpa’s hat.  
This is the way he folds his arms  
And then he takes a nap! Zzzz

*big circles around eyes for larger glasses*  
*make an inverted V with arms for larger hat*  
*cross arms on chest*  
*head down and pretend to snore*

2. Fill four glass glasses with different amounts of water and tap them with a spoon. Put the glasses in order from lowest to highest, and number them 1-2-3-4.



# Primary Lesson #5 High and Low

## Parent Page 2

- I can tell which sounds are high and low
3. Create melodies with your glasses. Write the numbers down.

For example: 4 4 4 3 2 2 1 1

Do you like the melody you've made? Change the numbers around and try it a different way.

4. Look at the pictures on the student page. Does the picture show something that makes a high pitch or a low pitch? Discuss it and decide. Have your child trace the word and color the picture. Have your child draw a picture of something that makes a high or low pitch and write the word under their picture.

Teacher's Notes:

To extend your learning visit [www.musicplayonline.com](http://www.musicplayonline.com)

Listen, Respond: #35 Listen to high and low sounds #115 High and Low Movement

Sing Song that use high and low sounds:

PreK #20 Open Shut Them Gr. 2 #8 I can Sing a High Note

Interactive Activities: High and Low game, Up and Down Game

Listening section - Kit 1, #10 Elephant (low), #15 Aviary #8 Wild Donkeys